



## Translator info: Using STAR MT suggestions

Valid from Transit NXT Service Pack 9  
2021-08



# 1 Using suggestions from STAR MT in Transit

In this document, you will find out how to use translation suggestions from STAR MT in Transit. You are in the right place if you are receiving projects (PPF files) from your project manager and these projects contain suggestions from STAR MT.

What will change for me, as a translator?

When it comes to handling projects, nothing will change for you: As before, you will receive a project as a PPF file from your project manager. As before, you can unpack, edit, pack and send this project back to the project manager.

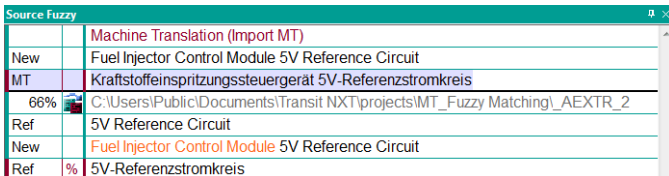
The new aspect is that, while you are translating, you will be offered additional translation suggestions (» [MT suggestions in the Fuzzy window](#), page 2) that have been created with the help of machine translation (MT).

Where do the MT suggestions come from?

The MT suggestions are created automatically when the project manager imports the project into Transit. To include MT suggestions, the project manager selects an “MT engine” that has been specially trained for the customer using his reference material and terminology. The MT suggestions are automatically packed into the PPF file that you receive from your project manager.

MT suggestions in the Fuzzy window

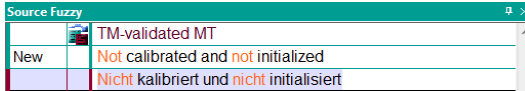
The Fuzzy window labels MT suggestions with `Machine Translation (Import MT)`. The second line (`New`) shows the segment in the source language, while the third line (`MT`) shows the result of the machine translation:



Fuzzy window with MT suggestion from STAR MT (top) and a fuzzy match from the reference material (bottom)

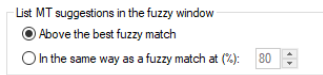
Edit and accept MT suggestions in the same way as you would for fuzzy matches: If the suggestion helps you, use it. If it does not, then do not use it.

**Tip: Use TM-validated MT** As TM-validated MT, translation suggestions are displayed that intelligently combine fuzzy matches and MT suggestions. Text displayed in black has been validated using reference material; segment sections highlighted in colour have been expanded, adjusted, conjugated and inflected using MT:



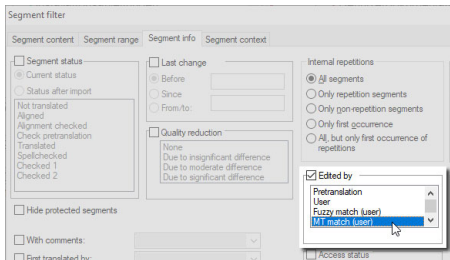
When checking the translation, you can concentrate on the sections of text that are highlighted in colour.

**Tip: Control how MT suggestions are displayed** In the project settings, you can define how MT suggestions are listed in the fuzzy window: Above the best fuzzy match or in the same way as a fuzzy match that has a certain quality level.



This option can be found on the **Machine translation** tab in the project settings.

**Tip: Filter for MT suggestions** If you want to only check those segments that have been translated using MT suggestions, you can set the following filter:



You can use the **Edited by MT match (user)** segment filter to specifically check MT segments



[www.star-group.net](http://www.star-group.net)

STAR-Group – Your single-source communication partner for products and services