



## Product Guide

Valid from Transit/TermStar NXT Service Pack 16  
2023-11-27



# Transit/TermStar

# Contents

- 1 Initial overview
- 2 Product variants
  - Transit NXT .....4
  - TermStar NXT .....4
  - Supported file types for creating projects .....5
  - Supported MT systems .....7
  - Most important product variant differences .....8
  - Optionally supported functions..... 10
- 3 Supported system environments
- 4 Types of installation
  - Standalone installation ..... 12
  - Host/client installation ..... 13
  - Terminal Server installation..... 14
- 5 Licence models
  - Standalone licence ..... 15
  - Server licence ..... 15

# 1 Initial overview

In this document, you will find out which product variant and which installation type suits your requirements. You are at the right place if you want to get an overview of the different installation options for Transit NXT.

The Transit NXT installation can be scaled to your requirements, from the pure standalone application through to operation on a Terminal Server with “thin clients”. To this end, two licence models have been designed: Standalone licence and Server licence. For the individual installation types, the following product variants are available:

Installation type	Licence model	Product variants			
		Freelance	Freelance Pro	Workstation	Professional
Standalone installation	Standalone licence	●	●	●	●
Host/client installation	Server licence			●	●
Terminal Server installation	Server licence			●	●

● = Installation type and licence model supported by product variant

More information:

- [Product variants \(» page 4\)](#)
- [Supported system environments \(» page 11\)](#)
- [Types of installation \(» page 12\)](#)
- [Licence models \(» page 15\)](#)

## 2 Product variants

### Transit NXT

The different product variants of Transit NXT are adapted to the requirements of the different target groups. The licence number controls which product variant is available.

- |                              |   |
|------------------------------|---|
| Transit NXT<br>Freelance     | Suitable for translators who want to receive and edit Transit projects from project managers over a limited period of time.   |
| Transit NXT<br>Freelance Pro | Suitable for translators who want to receive and edit Transit projects from project managers and also want to create and translate their own simple translation projects. |
| Transit NXT<br>Workstation   | Suitable for translators who want to receive and edit Transit projects from project managers.   |
| Transit NXT<br>Professional  | Suitable for project managers who want to create projects and send them to translators. This variant offers the full scope of functions.                                  |

### TermStar NXT

The terminology management system, TermStar NXT, is an integral part of all product variants of Transit NXT.

## Supported file types for creating projects

File types	Product variants			
	Freelance	Freelance Pro	Workstation	Professional
<b>Office</b>				
Microsoft Office 2003/2007/2010/2013/2016/2019/2021 (Word/PowerPoint/Excel/Visio)		●		●
Microsoft Office 365 (Word/PowerPoint/Excel/Visio)		●		●
OpenOffice		●		●
LibreOffice		●		●
IBM Lotus Symphony		●		●
OpenDocument formats		●		●
Corel WordPerfect 5 - 11		●		●
<b>DTP</b>				
Adobe FrameMaker 4.0 - 12.0/2015/2017/2019/2020/2022 (MIF)		○		○
Adobe InDesign CS5.5/CS6/CC 2014/CC 2015/CC 2017/CC 2018/CC 2019/2020/2021/2022/2023 (plug-ins for Mac and Windows)		○		○
Interleaf 4 - 7 / Quicksilver 1.0 - 3.8.1		○		○
Adobe PageMaker 6.0 - 7.0		○		○
XGate for QuarkXPress 7.0 - 9.5 (XTensions for Mac / Windows)		○		○
<b>Translation Memory Systems</b>				
SDL Trados Studio (sdlppx/sdlrpx)		●		●
SDL WorldServer (wsxz)		●		●
Trados Translator's Workbench (ttx)		●		●
MemoQ		●		●
<b>CAD</b>				
AutoCAD R13/R14/2000 - 2022 (DXF)		○		○
<b>Graphics</b>				
SVG		●		●
Visio 2002 - 2010 (VDX) / 2013 - 2019		●		●
<b>HTML/SGML/XML</b>				
DITA		●		●
DocBook		●		●
HTML 4.x, XHTML 1.0		●		●
SGML		●		●
XML		●		●

File type support for creating / importing / exporting projects: ● = Standard, ○ = Optional.

For translating in the Transit editor, all file types are supported – regardless of the product variant.

## 2 PRODUCT VARIANTS

File types	Product variants			
	Freelance	Freelance Pro	Workstation	Professional
Localization/Resources				
Resource files		●		●
Binary resource files (* .exe, *.dll, *.com, *.ocx, *.sys etc.; C++ and .NET)		○		●
DLL with WPF elements		●		●
RTF for WinHelp		●		●
Microsoft Word for help files		●		●
Text files				
ANSI / ASCII / Unicode text for Windows		●		●
Apple Macintosh text		●		●
RTF and RTF for WinHelp		●		●
Subtitling				
SubRip		○		●
Text		○		●
WebVTT		○		●

File type support for creating / importing / exporting projects: ● = Standard, ○ = Optional.

For translating in the Transit editor, all file types are supported – regardless of the product variant.

## Supported MT systems

MT systems	Product variants			
	Freelance	Freelance Pro	Workstation	Professional
Editor MT: In Transit Editor, request MT suggestions interactively				
DeepL Pro	●	●	●	●
Globalese	●	●	●	●
Google Translate	●	●	●	●
KantanMT	●	●	●	●
Microsoft Translator	●	●	●	●
MyMemory	●	●	●	●
STAR MT	○	○	○	○
Systran	○	○	○	○
TextShuttle	●	●	●	●
Import MT: During import, generate MT suggestions automatically				
DeepL Pro		○		○
Globalese		○		○
Google Translate		○		○
KantanMT		○		○
Microsoft Translator		○		○
MyMemory		○		○
SmartMATE		○		○
STAR MT		○		○
Systran		○		○
TextShuttle		○		○
MT systems with data exchange via hotfolder		○		○

● = Standard, ○ = Optional.

MT users may incur additional charges from the MT provider.

## Most important product variant differences

Functions	Product variants			
	Freelance	Freelance Pro	Workstation	Professional
<b>Licensing</b>				
Time-limited standalone licence for 3, 6 or 12 months (available from the » <a href="#">STAR Group Webshop</a> )	●	●		●
Perpetual standalone licence (available from your » <a href="#">local STAR branch office</a> )		●	●	●
Server licence with “floating licences” (available from your » <a href="#">local STAR branch office</a> )			○	○
<b>Network installation</b>				
Host/client installation			Server	Server
Terminal Server installation			Server	Server
<b>Project Management</b>				
Create projects with one target language		●		●
Create projects with multiple target languages				●
Translate projects with multiple target languages			●	●
Create an alignment project		●		●
Modify and create file format definitions				●
Use unlimited number of dictionaries in a project	maximum 3	●	●	●
<b>Import/pretranslation/export</b>				
Import/export project files		●		●
Use context-based pretranslation				CLM
Multi-step pretranslations (e.g. new import with additional translation memory to be used only for untranslated segments)				●
Create project-specific reference extract				●
Create translation extracts				●
<b>Project exchange with other Transit users</b>				
Pack Transit projects (PPF) / Unpack translations from translators (TPF)				●
Unpack Transit projects / Send back translation as TPF	●	●	●	●
<b>Project exchange via XLIFF</b>				
Unpack XLIFF file / Send back translated XLIFF file		●		●
Unpack multiple XLIFF files in one project / Send back multiple XLIFF files in one file		●		●
Pack Transit projects as XLIFF files				CLM

● = Standard, ○ = Optional, CLM = combined with STAR CLM, Server = combined with server licence.



## MOST IMPORTANT PRODUCT VARIANT DIFFERENCES

Functions	Product variants			
	Freelance	Freelance Pro	Workstation	Professional
<b>Project exchange with SDL</b>				
Trados Studio: Unpack sdlppx / Send back translation as sdlrpx		●		●
WorldServer: Unpack wsxz / Send back translation as wsxz		●		●
Trados Translator's Workbench: Import ttx files / Export translated ttx files		●		●
<b>Project exchange with MemoQ</b>				
Unpack MemoQ handoff package / Send back translation as MemoQ handback package		●		●
<b>Project exchange via COTI interface</b>				
Unpack coti file and import files to be translated / Export translated files and send back as coti file		●		●
<b>Terminology Search and Display</b>				
Navigate and search in as many databases and dictionaries as desired at the same time	maximum 3	●	●	●
Fuzzy search		●	●	●
Search for data record number, result sorted numerically		●	●	●
Create user-defined data record filters		●	●	●
Dynamic linking for context and application examples from Transit projects		●	●	●
Create custom layouts and views		●	●	●
Use global changes to modify several data records in one step		●	●	●
<b>Terminology Administration and Sharing</b>				
Create terminology projects		●		●
Import, export and merge terminology		●		●
Pack an entire terminology project or an extract, unpack a translation				●
Generate detailed dictionary statistics		●	●	●
Output dictionaries with layout (PDF)		●	●	●
Define input verification, value lists and default values		●		●
Define user rights				●

● = Standard, ○ = Optional, CLM = combined with STAR CLM, Server = combined with server licence.

## Optionally supported functions

Functions	Product variants			
	Freelance	Freelance Pro	Workstation	Professional
<b>Optional Transit functions</b>				
Save quality report as an HTML/XML/Excel file		○	○	●
Save variant report as an HTML/XML/Excel file		○	○	●
TM Container			Server	Server
Remote TM Container via https connection			CLM	CLM
<b>Optional TermStar functions</b>				
Complex data record compare features		○	○	○
Log, compare and restore data record revisions			WebTerm	WebTerm
Remote databases via https connection			CLM	CLM
<b>Optional terminology interfaces</b>				
FrameMaker plug-in TermStar Gate: Access terminology directly from FrameMaker)	○	○	○	○

● = Standard, ○ = Optional, Server = combined with server licence, CLM = combined with STAR CLM, WebTerm = combined with WebTerm.

# 3 Supported system environments

	Product variants			
	Freelance	Freelance Pro	Workstation	Professional
<b>Supported operating systems</b>				
Windows 10/11	●	●	●	●
Windows Server 2012/2012 R2/2016/2019/2022			●	●
<b>Recommended hardware</b>				
Intel Pentium processor or similar: At least 2 GHz	●	●	●	●
Memory: At least 1 GB*	●	●	●	●
Free hard disk space: At least 5 GB	●	●	●	●
SVG graphics card, min. resolution 1280 x 1024 px	●	●	●	●
<b>Optional supported databases for terminology</b>				
Microsoft Access	●	●	●	●
Microsoft SQL Server 2008 Express to 2022 Express (standalone)	●	●	●	●
Microsoft SQL Server 2008 to 2022			●	●
Oracle 8i or higher			on request	on request
IBM DB/2 7 or higher			on request	on request
Remote databases via https connection			CLM	CLM

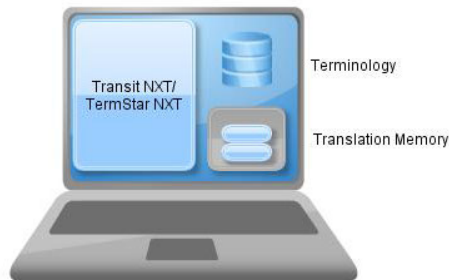
● = Standard, CLM = combined with STAR CLM.

\* Project-specific data, terminology and optional database server require additional memory.

# 4 Types of installation

## Standalone installation

As a pure standalone application with a *standalone licence*, Transit NXT only accesses the local computer on which all of the required data is saved:



Who is this suitable for?

This type of installation is designed for users with a standalone computer.

You can find information on installing Transit NXT and activating the software in the following documents:

- » [“Installing and starting for the first time”](#)
- » [“Activating the software after installation”](#)

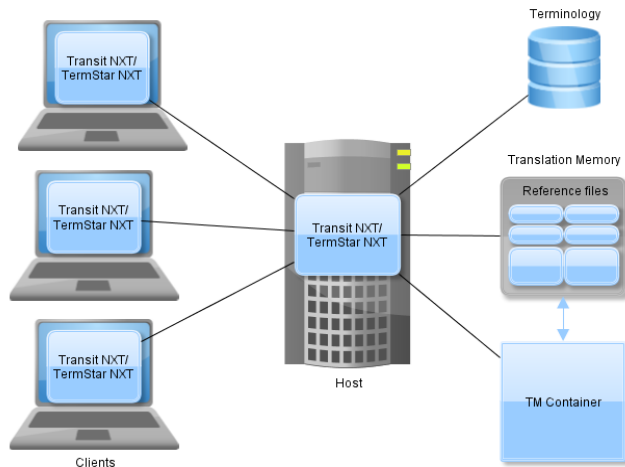
These documents can be found on our website [www.star-group.net](http://www.star-group.net) in the following area:

- » [Downloads | Transit & TermStar NXT | Quick Installation Guides](#)

## Host/client installation

The host/client installation consists of a central network installation on the host computer and the workstation installations on the workstations.

The program files and the resources (e.g. shared dictionaries, project data and translation memories) are shared on the network; the workstation computers, as “fat clients”, assume the processing power and save any user-specific data.



Who is this suitable for? This type of installation is suitable for several users who have workstation computers and who use a shared local network (LAN).

A server operating system on a host computer is an advantage here.

What are its special features?

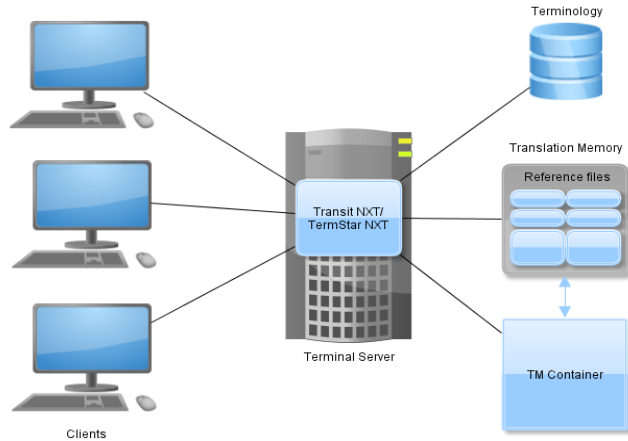
- Up-to-date program files and resources are available to all users; resources are backed up centrally.
- Updates or maintenance functions are carried out on the host computer.
- Workstations, as “fat clients”, assume the processing power.

You can find information on setting up a host/client installation in the document » [“Host/client installation”](#).

This document is available upon request from » [transit@star-group.net](mailto:transit@star-group.net).

## Terminal Server installation

In a Terminal Server installation, Transit NXT is installed on the Terminal Server and the clients access it as "thin clients".



Who is this suitable for? This type of installation is suitable if a Windows Terminal Server is available.

- What are its special features?
- Up-to-date program files and resources (e.g. shared dictionaries, project data and translation memories) are available to all users; resources are backed up centrally.
  - Updates or maintenance functions are carried out on the Terminal Server.
  - The Terminal Server assumes all of the processing power and clients access it as "thin clients".

You can find information on setting up a Terminal Server installation in the document » ["Terminal Server installation"](#).

This document is available upon request from » [transit@star-group.net](mailto:transit@star-group.net).

# 5 Licence models

## Standalone licence

The standalone licence is designed for working on a standalone computer. With this licence, Transit NXT can only be operated permanently on one computer.

## Server licence

With the server licence, several users can use *floating licences* to work with a centrally installed instance of Transit on a local network (LAN).

The advantages of a server licence include central data storage and backup, along with the flexible use of the software through floating licences.

Thanks to the floating licences, users can access the software from any number of workstations. The only restriction is on the number of users who can work with Transit NXT at the same time; this varies according to the scope of the licence.

If required, you can combine floating licences for the Transit NXT Professional and Transit NXT Workstation product versions with each other.



[www.star-group.net](http://www.star-group.net)

STAR-Group – Your single-source communication partner for products and services